







## Skills and IDL Topics for the Website:

### Inter-Disciplinary Learning

<p>W McEvoy &amp; S McGowan</p> 	<p>This will be a series of lessons incorporating experiences and outcomes from health and wellbeing, social studies, modern languages, numeracy and literacy.</p> <p>Learners will be encouraged to conduct research into traditional food from a number of countries around the world. They will then be given an opportunity to taste a selection of food products and discuss their taste preferences</p>
<p>G Williams &amp; N Mardones</p> 	<p>For this project, students will be using recycled materials to build new resources for use within the school. The intention is to use recycled building materials such as wooden pallets, drain pipes etc. to construct sensory items that will augment the school sensory garden.</p>
<p>C Kettelhut &amp; B Millar</p> 	<p>In this activity pupils will have the opportunity to plant herbs from seeds in containers or in the school garden. They will also be involved in growing mushrooms. In addition pupils will study the best conditions for growing different plants and, finally, will experience cooking and tasting the end-product!</p>

### Skills

<p>B Steel</p> 	<p>Observation Skills</p> <p>We will make up and or use different activities to develop our senses. Games will be used to train our sense of touch and we will go outside to develop our sense of sight. We have games to and quizzes to develop our hearing, smell and taste.</p>
<p>W Reavey</p> 	<p>Mask making</p> <p>Students will have the opportunity to make different types of masks during the skills period. This will be a practical class involving cutting paper or card, sicking, gluing and using other materials such as wool, ribbon or string.</p>
<p>A Forrest</p> 	<p>First Aid</p> <p>This class will teach the pupils a basic understanding of what to do in an emergency situation. They will learn how to keep themselves safe as well as others. We will look at what is in a first aid box and when it should be used. They will be able to treat simple injuries such as cuts burns as well as being able to apply a dressing or sling. They will have a basic knowledge of CPR and will be able to apply it, if necessary, following the advice from the emergency services.</p>

	<p>They will be able to contact the appropriate emergency services and know what information is needed to ensure the correct service arrives at the correct place.</p>
--	--